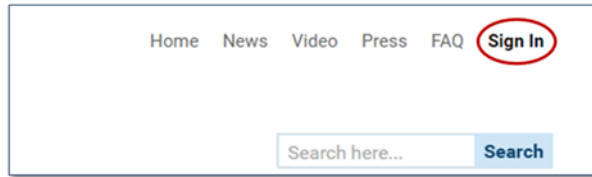
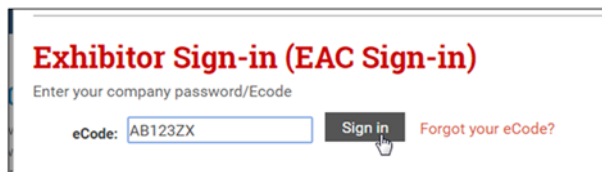


## Instructions for Editing Exhibitor Online Booth Profiles: Adding your Web & Print Description, Categories and Contact Information.

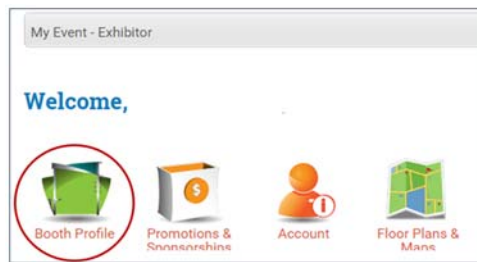
1. [Click Here](#) to Login or through the main show website, by clicking **Sign In** at the TOP right corner.



2. Enter your **eCode** under Exhibitor Sign-in page. Your eCode is provided in your booth confirmation email, if you forgot your eCode click **Forgot your eCode?** in the sign-in page.

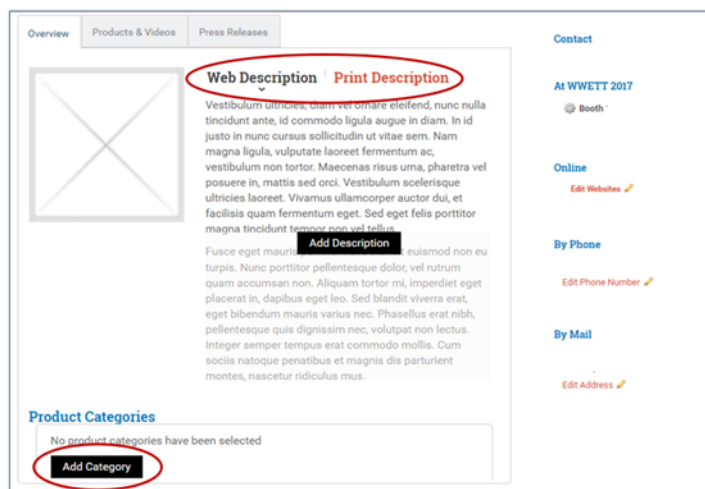


3. Click Booth Profile



4. Click on Web/Print Description to edit your text. Your company description must be added in the **'Print Description'** section to ensure it is included in the show program. You may edit company information on the right rail and add product categories.

**Character limit for Descriptions:** **Web-** 1,000 character limit **Print-** 500 character limit



**Note:** A company logo may be added by upgrading your online profile. Please contact your sales representative to learn more about digital sponsorships.